

All Rights Reserved

Materials and specifications are subject to change without notice.
Featured machines in photos may include additional equipment. See your XCMG dealer for available options.



Mini Excavators
XE18E



XCMG European Sales and Services GmbH
Address: Europark Fichtenhain B 4,47807 Krefeld, Deutschland
Tel: +49 (0) 2151 8206 890
Fax: +49 (0) 2151 8206 899
E-Mail: info@xcmg-ess.de

XUZHOU CONSTRUCTION MACHINERY GROUP IMP. & EXP. CO., LTD
Address: No.1, Tuolanshan Road, Xuzhou Economic Developing Zone, Jiangsu, China 221004
Tel: +86(0) 516 8773 9703
Fax: +86(0) 516 8773 9230
E-Mail: europa@xcmg.com

www.xcmg.com

Rated power: 11.8 kW
Operating weight: 1.8 t
Standard bucket capacity: 0.04 m³



► A Compact Model with High Performance

This mini excavator is ready for today's tough jobs. The XE18E with OPG/TOPS/ROPS (ISO 3471) canopy provides excellent visibility, stability, optimal comfort, and safety. For tough jobs in tight corners that demand precision control and state-of-the-art performance. The XE18E is ready to work, offering the following advanced features: Zero-tail swing, hydraulic retractable undercarriage, boom swing, short and long arm, and powerful digging forces. Add high reliability, low operating costs, and superior efficiency, and you have the ideal mini for a wide range of modern jobs.

Zero-tail Swing

With zero-tail swing, even the tightest space becomes an efficient work place. The tail always stays within the width of the tracks (when extended) and lets you turn the canopy through-out its 360-degree turning radius with complete confidence and safety. As the starting point for developing our zero-tail XE18E, balance and fast and smooth operation were our main targets. The result is a compact excavator with excellent balance, which comes to its full potential in urban environments, landscaping, and small demolition in and outside buildings.

Retractable Undercarriage

With the standard hydraulic retractable undercarriage, passing through narrow doorways and gates becomes very easy. The undercarriage guarantees the operator better stability together with improved lifting and loading performance.



Boom Swing

The left and right boom swing angle supports complex operating conditions like parallel wall digging or working in narrow spaces.


AUX1 Double Working Attachment Pipeline as Standard

The auxiliary pipeline provides single-way as well as dual-way hydraulic control, for easy control of attachments.



► Large Operator Environment with Ergonomic Control Layout

The XE18E provides an uncompromised operator environment – which, together with excellent visibility, provides unmatched operator comfort and safety. This machine is built around the operator – providing optimal ergonomics for operators of all sizes. Access to the seat is convenient thanks to the large entry.





- 1 Operator station
- 2 Boom swing pedal
- 3 AUX1 pedal
- 4 Safety lever
- 5 Dozer blade control lever
- 6 Throttle lever
- 7 LCD color monitor
- 8 Joystick
- 9 Traveling control levers
- 10 Horn

► Easy Service Access

The XE18E was developed with particular attention to ease of service access. With a single access point for the daily maintenance of all main components, a fuel level gauge and refueling through the lockable cap.



The XE18E is designed for lower maintenance costs with longer service intervals—resulting in more machine availability on-site. Meanwhile, skilled XCMG-trained technicians are available to provide extra support when needed.



- | | | |
|---------------------|--------------------------|--------------------------|
| 1 Fuel filter | 5 Engine oil level check | 9 Battery |
| 2 Water separator | 6 Coolant | 10 Main switch |
| 3 Air filter | 7 Start motor | 11 Radiator & Oil cooler |
| 4 Engine oil filter | 8 DC generator | |

■ Engine

XE18E	
Make/model	Kubota/D902/EU Stage V
Fuel/cooling	Diesel/Liquid, forced circulation
No. of cylinders	3
Piston displacement	898 cm ³
Power output	11.8 kW (15.8 hp) /2300 rpm (ISO 14396)
Max torque	51.3 Nm/1800 rpm
Bore × stroke	72 mm×73.6 mm
Alternator	12 V/40 A

■ Hydraulic system

This XCMG design allows independent and combined operations of all functions by hydraulic pilot-controlled levers.

• Pump

XE18E	
Type	Load-sensing axial-piston pump with variable displacement
Maximum system flow rate	64.4 l/min
AUX1 maximum flow rate	20 l/min
AUX1 standard pressure	150 bar

• Maximum system pressure

XE18E	
Boom	253 bar
Arm / bucket / travel	253/253/210 bar
Swing	110 bar

■ Undercarriage

Retractable undercarriage. The heavy-duty crawler chassis is very resilient with its fully welded, stress-free structure. Long service life is ensured by the use of first-class materials: hydraulic chain adjusters with shock-absorbing return springs, lifetime-lubricated track rollers and idlers.

• Number of rollers and track shoes

XE18E	
Bottom rollers (per side)	3
Track shoes	Rubber
Overall track length	1590 mm
Shoe width	230 mm



■ Fluid capacities

XE18E	
Cooling system (radiator capacity)	4 L
Engine lubrication plus oil filter	3.8 L
Fuel tank	17 L
Hydraulic tank	18 L
Hydraulic system	14.2 L

■ Environment

Noise levels comply with environmental regulations (dynamic values).

• Noise emission

XE18E	
Noise level LwA (ISO 6395)	93 dB(A)

■ Swing mechanism

A high-torque, axial piston motor with a planetary reduction gear bathed in oil. Swing circle is single-row, shear type ball bearing with induction-hardened internal gear. Internal gear and pinion gear are immersed in lubricant. A two-position swing lock secures the upper structure for transportation.

• Swing system

XE18E	
Boom swing, left	60°
Boom swing, right	50°
Slew rate	9 rpm

■ Drive

Each track is driven by an independent, high-torque, axial piston motor through planetary reduction gears. Two control levers provide smooth travel upon demand.

• Speed & traction

XE18E	
Travel speed (low - high)	2.1-3.1 km/h
Traction force	15.6 kN
Gradeability	30°

■ Digging forces (ISO 6015)

XE18E	
Digging force, standard arm (ISO 6015)	10 kN
Digging force, long arm (ISO 6015)	8 kN
Digging force, bucket (ISO 6015)	16 kN

■ Weight

XE18E	
Operating weight with canopy and bucket (ISO 6016)	1795 kg
Ground pressure with rubber tracks	0.29 kgf/cm ²
Transport mass (no attachment)	1720 kg
Weight of steel tracks	103 kg
Weight of rubber tracks	62 kg
Additional weight for long arm	12 kg

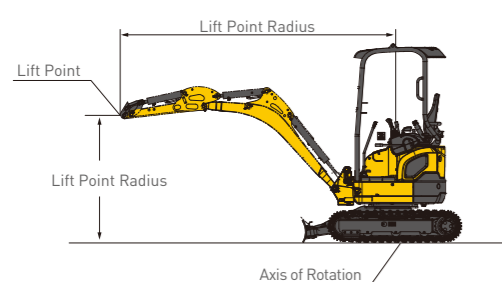
XE18E

■ Canopy • standard arm (950 mm) • extended undercarriage • without bucket

Lift Point Height	Over Front			Over Side			Max Radius (mm)	
	Lift At Max Radius (Kg)	1.0 m	2.0 m	3.0 m	Lift At Max Radius(kg)	1.0 m		2.0 m
2 m	313.2		*296.2		256.8		*296.2	2946
1 m	258.3		536.2	296.7	211.2		427.8	242.3
0 m	256.8		500.6	285.8	208.9		394.7	231.7
-1 m	316.9	*970.1	497.3		255.6	*970.1	391.6	2760

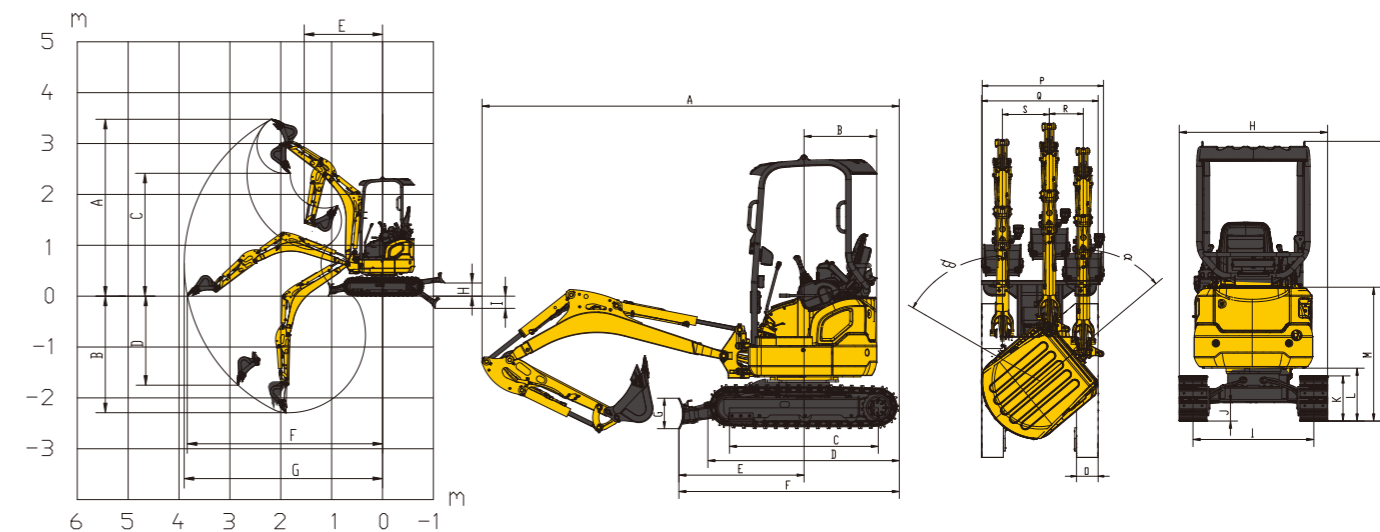
■ Canopy • long arm (1120mm) • extended undercarriage • without bucket

Lift Point Height	Over front blade up/down			Over Side			Max Radius (mm)	
	Lift At Max Radius (Kg)	1.0 m	2.0 m	3.0 m	Lift At Max Radius(kg)	1.0 m		2.0 m
3 m	*290.9				*290.9			2175
2 m	*299.7				230.5			3125
1 m	*280.4		*508.4		192.7		424.1	237.6
0 m	*261.7		*586.1		190.5		385.5	225.5
-1 m	*248.1	*905.4	*450.1		228	*905.4	380.7	2953



: Over front
 : Over side or 360°

- The lifting capacity is based on the ISO10567 standard.
- * = The maximum lifting capacity is limited by the hydraulic capacity of the machine.
- The lifting capacity does not exceed 87% of the hydraulic capacity or 75% of the tipping load with the machine on level and firm ground.
- The operator should be familiar with the machines operating- and maintenance manual Local regulations concerning the safe operation of machinery must be followed at all times.
- The lift diagrams only covers machines that are originally built by XCMG: without lifting chains and any other lifting equipment.
- When the excavator is used to lift or handle materials, it must comply with local regulations.



■ Working range

	XE18E
A	Maximum digging height - std. arm 3475 mm
	Maximum digging height - long arm 3495 mm
B	Maximum digging depth - std. arm 2290 mm
	Maximum digging depth - long arm 2450 mm
C	Maximum dumping height - std. arm 2415 mm
	Maximum dumping height - long arm 2550 mm
D	Maximum vertical wall digging depth - std. arm 1750 mm
	Maximum vertical wall digging depth - long arm 1970 mm
E	Minimum swing radius - std. arm 1550 mm
	Minimum swing radius - long arm 1580 mm
F	Maximum digging reach at ground level - std. arm 3950 mm
	Maximum digging reach at ground level - long arm 3900 mm
G	Maximum digging reach - std. arm 4005 mm
	Maximum digging reach - long arm 4005 mm
H	Maximum dozer lifting height 260 mm
I	Maximum dozer cutting depth 180 mm

■ Dimensions

	XE18E
A	Overall length 3560 mm
B	Tail slew radius 620 mm
C	Tumbler length 1270 mm
D	Track length 1590 mm
E	Dozer blade, maximum reach at ground level 1055 mm
F	Undercarriage length 1880 mm
G	Dozer blade height 258 mm
H	Overall width 990/1240 mm
I	Track gauge 706/1010 mm
J	Minimum ground clearance 145 mm
K	Track height 380 mm
L	Ground clearance of counterweight 455 mm
M	Overall height of engine hood 1135 mm
N	Overall height 2348 mm
O	Track shoe width 230 mm
P	Working width at maximum right-hand rotation 1300 mm
Q	Working width at maximum left-hand rotation 1235 mm
R	Maximum boom offset to the right 335 mm
S	Maximum boom offset to the left 500 mm
a	Maximum boom swing angle to the right 50°
b	Maximum boom swing angle to the left 60°

➤ Standard and Optional Equipment

■ Engine

Kubota engine D902, EU Stage V ●

■ Hydraulic system

Single or dual way pipeline (AUX1) ●
Dozer blade safety lock valve ●

■ Canopy

OPG/TOPS/ ROPS (ISO 3471) canopy ●
Adjustable seat with retractable belt ●
Color LCD monitor ●
AUX1 control foot pedal ●
Foldable & ergonomic pedals ●

■ Undercarriage

Extendable undercarriage (990/1240 mm) ●
Easy extendable blade ●
Tie down bracket ●
Rubber tracks 230 mm ●
Steel tracks 230 mm ○

■ Safety

Engine overheat warning and restart prevention system ●
Hydraulic safety locking lever ●
Work light (1 on boom) ●
Battery switch off ●

■ Other

Standard arm 950 mm ●
Long arm 1120 mm ○
General purpose bucket 0.04 m³ ○
Quick coupler, attachments such as hammer, clamshell ○

Standard: ●
Optional: ○

- Some of this standard or optional equipment may not be available for certain markets.
- Pictures may include attachments and optional equipment that are not available in your area.
- Materials and specifications are subject to change without advance notice.
- Please contact your local XCMG dealer for more information on availability or to customize your machine to suit your applications requirements.

Optimum Services, XCMG Guaranteed



XCMG-approved attachments



Genuine parts



Extension of warranty



Financial solutions



Maintenance contract



Telematics

Professional Integrated Complete Solutions

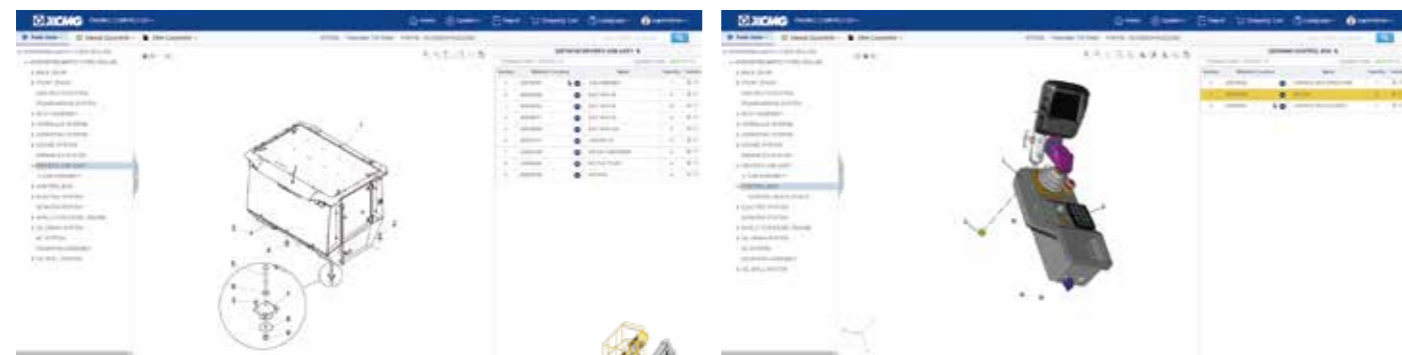
The XCMG group has built a strong reputation based on the quality, reliability, and durability of its construction machinery. What's more, XCMG has gradually established a service network to constantly provide its local integrated and highly efficient complete solutions for all customers.

Full Range of Services Ready for you

In order to respond to your needs as fast as possible, XCMG experts are on their way to your job site from one of our facilities near you. A full range of services is available in order to reduce your total cost of ownership and increase your revenue.



XCMG Global Spare parts System



Mobile cranes



Excavators



Aerial work platforms



Wheel loaders



Road machinery

